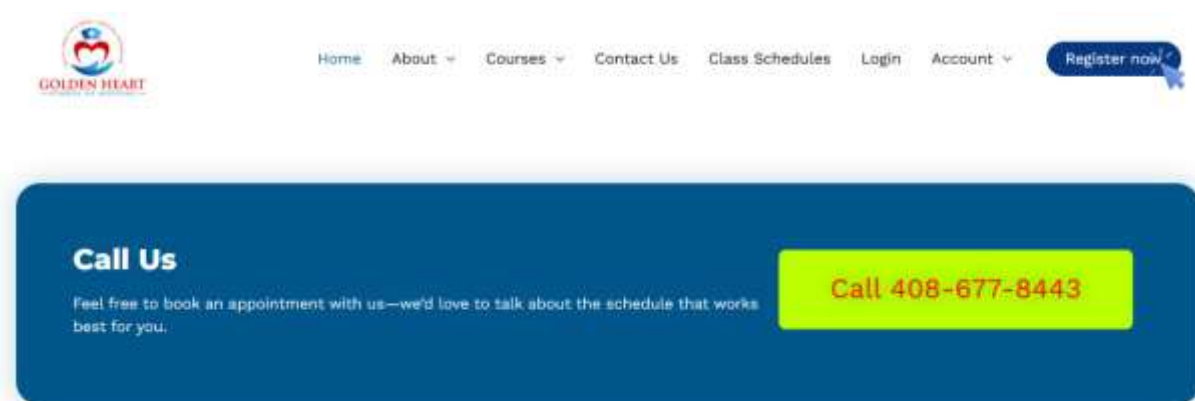




STEP BY STEP REGISTRATION TUTORIAL

1. Navigate to www.goldenheartnursing.com, click "Register now".



2. Fill out all the required fields. Such as, Username, password, email, phone number. Passwords must be at least 8 characters long and contain at least one uppercase letter, one lowercase letter, one number, and one special character.

3. Select your desired cohort.

Cohort Selection

Choose one of the following classes:

- NATP AM Class
- NATP PM Class
- NATP Weekend Class

Then, select your desired cohort date from the dropdown menu below.

Payment Section

The registration fee is \$100. This amount will be deducted from the total tuition fee of \$1,900, leaving a remaining balance of \$1,800, which may be paid in installments.

(Please refer to the installment table provided on the registration page.)

You will have the option to:

- Pay in installments, or
- Pay in full

After completing the payment selection, click "Register Now."

Please check your email for the registration confirmation.

NATP AM Class NATP PM Class Weekend Class

Schedule *

Select Schedule ▼

Payment Options

Registration Fee Only

Partial Payment


Full Payment

Payment Details




Total: \$100.00

Credit / Debit Card *

Card Bank **\$5 back** Klarna

 Secure, fast checkout with Link ▼


Card number

1234 1234 1234 1234   

Expiration date


MM / YY

Security code

CVC 

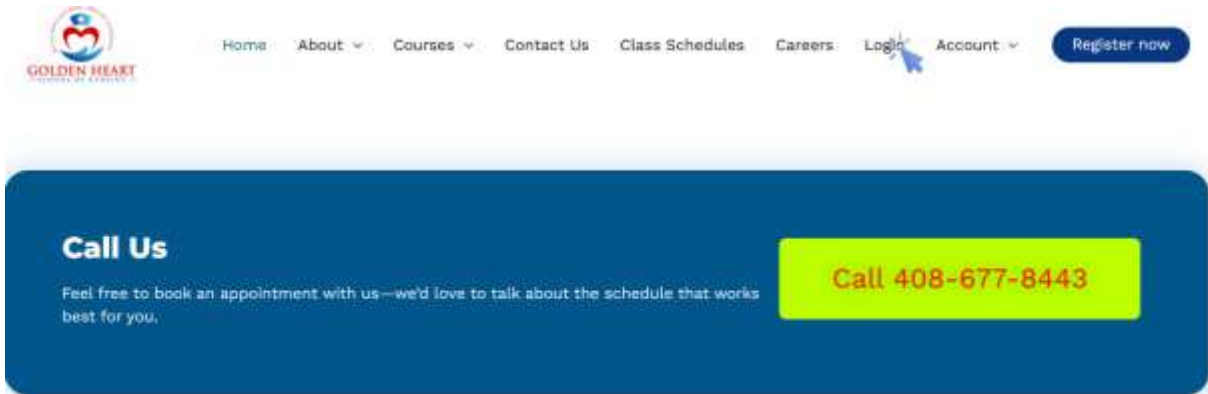
Country

Philippines ▼

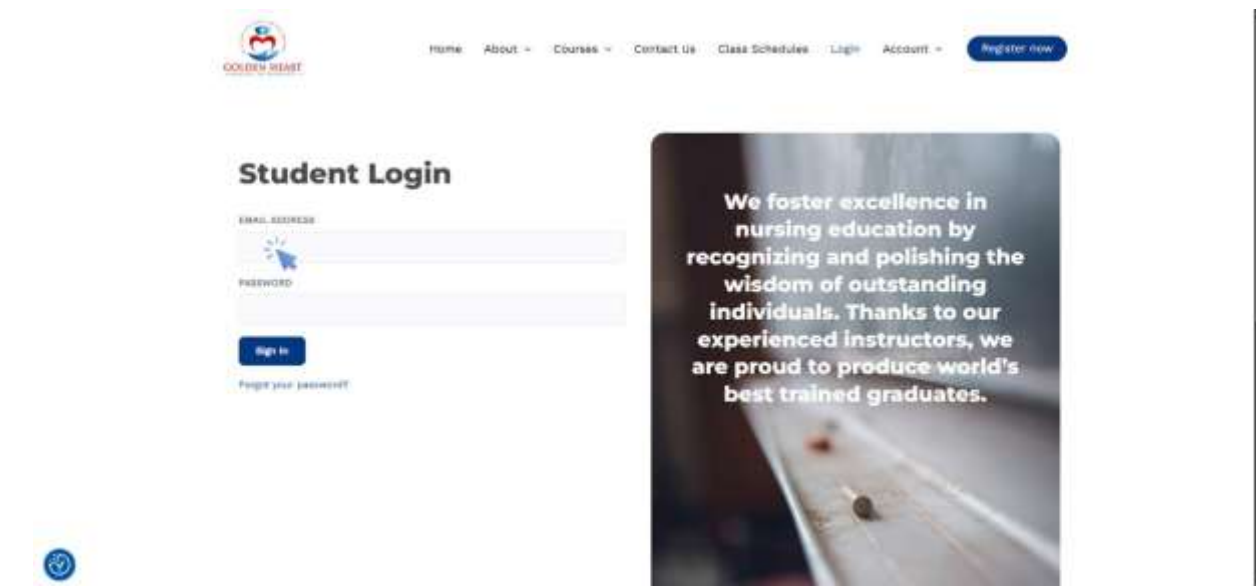




4. After successful registration of account. Select the log in page in the menu tab.



5. Log in using the email address and password you created during registration.



6. Select "Fill out the CNA Application Form".

MY SCHEDULE

COURSE	SCHEDULE
NATP AM Class	April 6 - May 11, 2026

TYPE

IN-PERSON



CNA Application

Complete the CNA Application Form to proceed with your enrollment.

[Fill out the CNA Application Form.](#)

7. Eligibility.

If you are under 18 years old, select "Yes."

A Parent Consent Form will automatically be generated during the CNA application process..

In-Person CNA Application

CNA Application

Golden Heart School of Nursing — Nurse Assistant Training Program

1 2 3 4 5 6 7 8

Eligibility

Are you at least 18 years old? *

Yes No

Are you under 18 years old? *


Yes No

Do you have a valid government-issued photo ID (driver's license or state ID)? *

Yes No

Do you have a Social Security Number or ITIN (required later for CNA certification)? *

Yes No

 [Privacy Policy](#) [Call Us](#) [Reach Us](#) [Open Hours](#) [Follow Us](#)

8. Background Check.

CNA Application

Golden Heart School of Nursing — Nurse Assistant Training Program



Background Check

Have you been convicted, at any time, of any crime, other than a minor traffic violation? *

You need not disclose marijuana-related offenses per Health and Safety Code Sections 11361.5 and 11361.7.

Yes No

Has any health-related licensing, certification, or disciplinary authority taken adverse action against you? *

Yes No

Back

Save Draft

Next

9. Documents Uploading

Required Documents for Upload:

- Valid State ID or CDL
- Click the upload button to submit your State ID or Commercial Driver's License (CDL). If a CDL is not available, a valid passport will also be accepted.
- Social Security Card
- Live Scan Form (BCIA 8016)
- Click the download button to download the form. Fill it out completely, scan it, and upload it to the registration portal.

CNA Application

Golden Heart School of Nursing — Nurse Assistant Training Program

1

2

3

4

5

6

7

8

Document Uploads

Please upload the following required documents. Accepted formats: JPG, PNG, PDF (max 5MB each).

State ID or CDL *



Click to upload or drag file here

Social Security Card *



Click to upload or drag file here

The following documents are optional at this time but **must be completed before the start of clinical classes.**

Live Scan BCIA 8016 or ORI #A1226

[Download the BCIA 8016 form](#), fill it out, print and scan (or take a photo), then upload it here. See a [sample filled-out form](#) for reference.




Click to upload or drag file here

10. Download the **Physical Examination Form** and **TB Test Form, Immunization Records** from the registration portal.

Visit your designated clinic to complete the required physical examination and TB testing. Once the forms have been completed and signed by the authorized healthcare provider, scan and upload the signed documents to your registration portal.

Physical Examination Form


[Download the Physical Examination Form](#), have it filled out and signed by your physician, then upload it here. Within 90 days before program starts. No lifting restrictions.



Click to upload or drag file here

TB Test / Chest X-Ray Results


[Download the TB Test / Chest X-Ray form](#), have it completed by your healthcare provider, then upload it here. Within 90 days before program starts.



Click to upload or drag file here

Medical History / Immunization

Upload any relevant medical history documents:



Click to upload or drag file here

Back

Save Draft

Next

11. Consent Form

Carefully review the Consent Form and confirm your agreement by selecting the acceptance option before proceeding to the next step.


CNA Application

Golden Heart School of Nursing — Nurse Assistant Training Program

1 2 3 4 5 6 7 8

Consent & Next Steps

Please read and check all boxes:

 I understand this is an initial pre-enrollment form and that I will need to complete a full application, submit required documents, and meet all program requirements before being officially enrolled.

I give Golden Heart School of Nursing permission to contact me by phone, text, or email about the Nurse Assistant Training Program.

I have read and agree to the [Tuition Fee Policy](#) .

I have read and agree to the [Enrollment Agreement Policy](#) .

I have read and agree to the [Tuition Fee Refund Policy](#) .

I have read and agree to the [Photo/Video Release Authorization](#) .

Certification (CDPH 283B, Section V):
I certify under penalty of perjury under the applicable state and federal laws that the information contained in this application and supporting documents is true and correct. I further understand that any false, incomplete, or incorrect statements may result in denial of this application. I acknowledge that signing this document through electronic means shall have the same legal validity and enforceability as a manually executed signature.


12. Payment Information and Authorization


Enter your credit card information for the installment payment plan. Carefully review the **Credit Card Information and Authorization Policy**, then confirm your agreement by selecting the acceptance option before proceeding to submission button.



Save your payment method for tuition installments.






Your card will not be charged now. It will be securely saved and used for tuition payments after your application is approved.

Card Details *


 Card

 Bank \$5 back

 Secure, fast checkout with Link 

Card number	Expiration date	Security code
1234 1234 1234 1234    	MM / YY	CVC  123

Country

Philippines 

By providing your card information, you allow Golden Heart School LLC to charge your card for future payments in accordance with their terms.

I have read and agree to the [Credit Card Information Authorization Policy](#).

I authorize Golden Heart School of Nursing to save my payment method and charge it for tuition installments as outlined in the payment plan above.

[Back](#) [Save Draft](#) [Submit Application](#)

After submission, you will receive a confirmation email indicating that we have received your application. Our team will review your application, and you will be notified once it has been approved and confirmed.